ASIMETO

Empowering Possibilities



New Products 2024



3 Micrometers

7 Calipers

13 Depth Gauges

15 Other Gauges

22 Testers & Optical Instrument

24 Hardness Testers

29 Articulated Arms



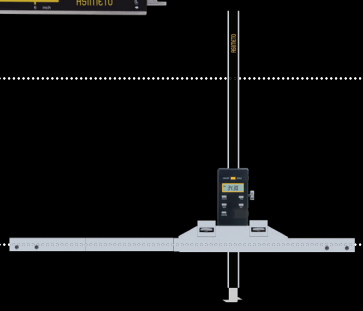

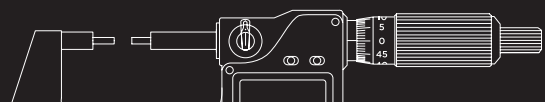

IP65 Quickmike Digital Micrometers

106 Series

106-01-0

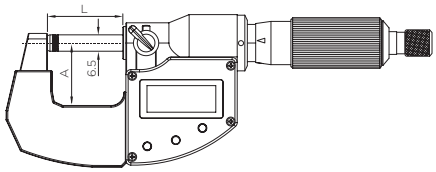

FEATURES

- Resolution: .00005″ / 0.001mm
- With 2 mm feed per revolution
- Carbide tipped measuring faces
- Upon switch on the display will read the actual absolute measuring position
- Automatic off to maximize battery life
- Inch/Metric conversion
- Absolute or incremental measuring modes
- Grey painted steel frame
- Protection level IP65

Metric			Dimensions	
Code No.	**Range**	**Accuracy**	**L**	**A**
106-01-0	0-25mm	±0.002mm	30mm	24.5mm
106-02-0	25-50mm	±0.002mm	55mm	31mm
106-03-0	50-75mm	±0.003mm	81mm	44mm
106-04-0	75-100mm	±0.003mm	106mm	56mm

Antimagnetic Micrometers

101 Series

101-01-8

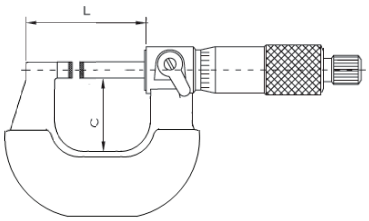

FEATURES

- Graduation: 0.001″ / 0.01mm
- Suitable for magnetic materials
- Non-magnetic carbide measuring faces

Inch				
Code No.	**Range**	**Accuracy**	**L**	**C**
101-01-9	0-1″	.0001″	1.26″	0.94″
101-02-9	1-2″	.0002″	2.24″	1.26″
101-03-9	2-3″	.0002″	3.23″	1.77″
101-04-9	3-4″	.0002″	4.02″	2.24″

Metric				
Code No.	**Range**	**Accuracy**	**L**	**C**
101-01-8	0-25mm	0.004mm	32mm	24mm
101-02-8	25-50mm	0.004mm	57mm	32mm
101-03-8	50-75mm	0.005mm	82mm	45mm
101-04-8	75-100mm	0.005mm	102mm	57mm

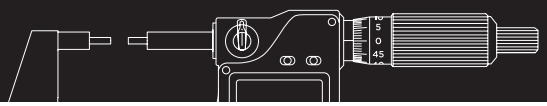

Disc Brake Micrometers

156 Series



156-01-0

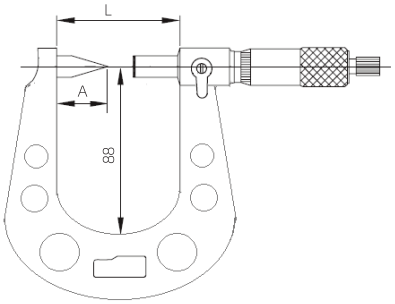

FEATURES

- Graduation: 0.001″ / 0.01mm
- For measuring the depth of grooves on the disc of brake systems.
- Carbide measuring face with 60°point
- Ratchet stop

Inch				
Code No.	**Range**	**Accuracy**	**L**	**A**
156-01-1	.3-1.3″	±.0001″	2.54″	1.14″
156-02-1	1-2″	±.0001″	3.23″	1.14″

Metric				
Code No.	**Range**	**Accuracy**	**L**	**A**
156-01-0	7.6-33mm	0.004mm	64.5mm	29mm
156-02-0	25-50mm	0.004mm	82mm	29mm

Digital Disc Brake Micrometers

156 Series

156-01-6

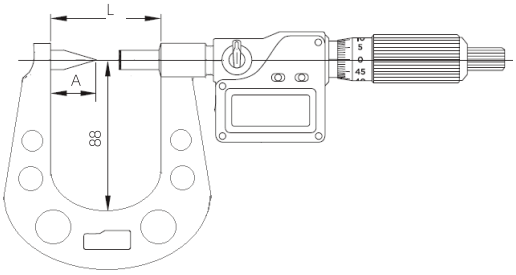

FEATURES

- Resolution: .00005″ / 0.001mm
- For measuring the depth of grooves on the disc of brake systems.
- Carbide measuring face with 60°point
- Ratchet Thimble
- Support Bluetooth data transmission
- Bluetooth data output: 901-01-5
- Protection level IP65

Inch				
Code No.	**Range**	**Accuracy**	**L**	**A**
156-01-7	.3-1.3″	±.0001″	2.54″	1.14″
156-02-7	1-2″	±.0001″	3.23″	1.14″

Metric				
Code No.	**Range**	**Accuracy**	**L**	**A**
156-01-6	7.6-33mm	±0.002mm	64.5mm	29mm
156-02-6	25-50mm	±0.002mm	82mm	29mm

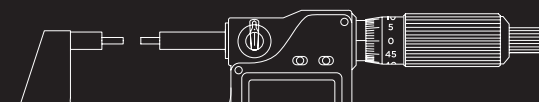

Inside Micrometers (Single Rod)

240 Series

240-25-0

FEATURES

- Graduaton: 0.001″ / 0.01mm
- Carbide measuring faces

Inch

Code No.	Range	Accuracy
240-21-1	2-3″	.00020″
240-22-1	3-4″	.00020″
240-23-1	4-5″	.00024″
240-24-1	5-6″	.00024″
240-25-1	6-7″	.00028″
240-26-1	7-8″	.00028″
240-27-1	8-9″	.00032″
240-28-1	9-10″	.00032″
240-29-1	10-11″	.00036″
240-30-1	11-12″	.00036″
240-31-1	12-13″	.00036″
240-32-1	13-14″	.00036″
240-33-1	14-15″	.00040″
240-34-1	15-16″	.00040″
240-35-1	16-17″	.00040″
240-36-1	17-18″	.00040″
240-37-1	18-19″	.00043″
240-38-1	19-20″	.00043″
240-39-1	20-21″	.00043″
240-40-1	21-22″	.00043″
240-41-1	22-23″	.00043″
240-42-1	23-24″	.00047″
240-43-1	24-25″	.00047″
240-44-1	25-26″	.00047″
240-45-1	26-27″	.00051″
240-46-1	27-28″	.00051″
240-47-1	28-29″	.00051″
240-48-1	29-30″	.00055″
240-49-1	30-31″	.00055″
240-50-1	31-32″	.00055″
240-51-1	32-33″	.00059″
240-52-1	33-34″	.00059″
240-53-1	34-35″	.00059″
240-54-1	35-36″	.00063″
240-55-1	36-37″	.00063″
240-56-1	37-38″	.00063″
240-57-1	38-39″	.00067″
240-58-1	39-40″	.00067″

Metric

Code No.	Range	Accuracy
240-21-0	50-75mm	0.005mm
240-22-0	75-100mm	0.005mm
240-23-0	100-125mm	0.006mm
240-24-0	125-150mm	0.006mm
240-25-0	150-175mm	0.007mm
240-26-0	175-200mm	0.007mm
240-27-0	200-225mm	0.008mm
240-28-0	225-250mm	0.008mm
240-29-0	250-275mm	0.009mm
240-30-0	275-300mm	0.009mm
240-31-0	300-325mm	0.009mm
240-32-0	325-350mm	0.009mm
240-33-0	350-375mm	0.010mm
240-34-0	375-400mm	0.010mm
240-35-0	400-425mm	0.010mm
240-36-0	425-450mm	0.010mm
240-37-0	450-475mm	0.011mm
240-38-0	475-500mm	0.011mm
240-39-0	500-525mm	0.011mm
240-40-0	525-550mm	0.011mm
240-41-0	550-575mm	0.011mm
240-42-0	575-600mm	0.012mm
240-43-0	600-625mm	0.012mm
240-44-0	625-650mm	0.012mm
240-45-0	650-675mm	0.013mm
240-46-0	675-700mm	0.013mm
240-47-0	700-725mm	0.013mm
240-48-0	725-750mm	0.014mm
240-49-0	750-775mm	0.014mm
240-50-0	775-800mm	0.014mm
240-51-0	800-825mm	0.015mm
240-52-0	825-850mm	0.015mm
240-53-0	850-875mm	0.015mm
240-54-0	875-900mm	0.016mm
240-55-0	900-925mm	0.016mm
240-56-0	925-950mm	0.016mm
240-57-0	950-975mm	0.017mm
240-58-0	975-1000mm	0.017mm

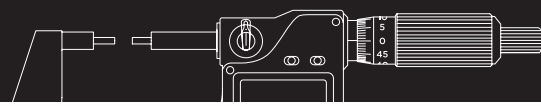

Inside Micrometers With Interchangeable Anvils

243 Series



243-04-0

FEATURES

- Graduation: 0.001″ / 0.01mm
- 60° or 55° V-shaped
- Anvil-tail dimensions: Ø5x15mm
- Supplied with a standard caliper gauge for zero setting
- Optional parts:
  Cone-shaped anvils (interchangeable)
  Steel-ball tipped anvils (interchangeable) for internal gears over-pin diameter measurement

Inch		
Code No.	**Range**	**Accuracy**
243-04-1	3-4″	±.0002″
243-05-1	4-5″	±.0002″
243-06-1	5-6″	±.0002″
243-07-1	6-7″	±.0002″
243-08-1	7-8″	±.0002″
243-09-1	8-9″	±.0002″
243-10-1	9-10″	±.0003″
243-11-1	10-11″	±.0003″
243-12-1	11-12″	±.0003″

Metric		
Code No.	**Range**	**Accuracy**
243-04-0	75-100mm	0.003mm
243-05-0	100-125mm	0.003mm
243-06-0	125-150mm	0.003mm
243-07-0	150-175mm	0.003mm
243-08-0	175-200mm	0.004mm
243-09-0	200-225mm	0.004mm
243-10-0	225-250mm	0.004mm
243-11-0	250-275mm	0.004mm
243-12-0	275-300mm	0.005mm

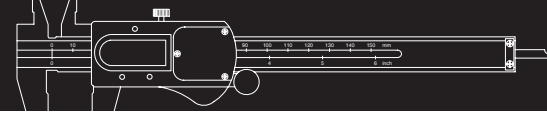

IP67 Digital Pointer Type Calipers

305 Series



305-06-8

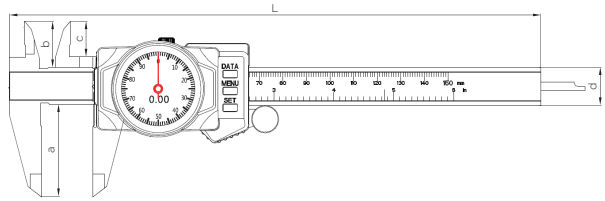

FEATURES

- Resolution: .0005″ / 0.01mm
- Color display.Digital dial face and number display at the same time
- Tolerance set and GO/NG indication
- Inch/Metric conversion
- Auto power Off
- Built-in Bluetooth data transmission
- Magnetic charging
- Protection level IP67

	Inch		Metric			Dimensions				
Code No.	**Range**	**Accuracy**	**Range**	**Accuracy**	**Data Output Type**	**L**	**a**	**b**	**c**	**d**
305-04-8	0-4″	±.001″	0-100mm	±0.02mm	Bluetooth	185mm	40mm	20mm	15.5mm	16mm
305-06-8	0-6″	±.001″	0-150mm	±0.02mm	Bluetooth	235mm	40mm	20mm	15.5mm	16mm
305-08-8	0-8″	±.0015″	0-200mm	±0.03mm	Bluetooth	287mm	50mm	24mm	19.5mm	16mm
305-12-8	0-12″	±.0015″	0-300mm	±0.03mm	Bluetooth	390mm	60mm	26mm	21.5mm	16mm

Digital Calipers With Long Internal Measuring Jaws

309 Series



309-26-9

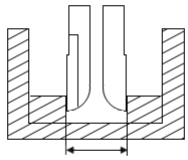

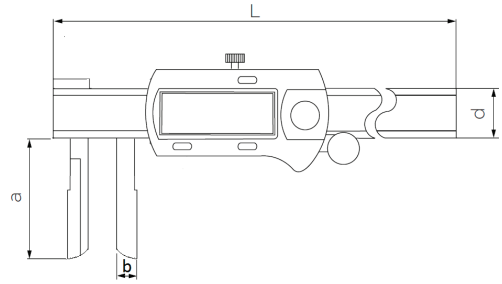

FEATURES

- Resolution: .0005″ / 0.01mm
- Measure diameter of deep step holes
- Buttons: On/Off, Zero, mm/inch

	Inch		Metric		Dimensions			
Code No.	**Range**	**Accuracy**	**Range**	**Accuracy**	**L**	**a**	**b**	**d**
309-26-9	.59-6″	±.002″	15-150mm	±0.04mm	250mm	60mm	12mm	16mm
309-28-9	.67-8″	±.002″	17-200mm	±0.04mm	305mm	75mm	14mm	16mm
309-32-9	.709-12″	±.003″	18-300mm	±0.05mm	410mm	90mm	15mm	16mm

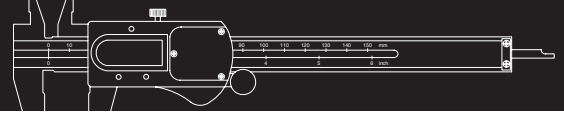

Digital Inside Point Calipers

309 Series

309-26-1

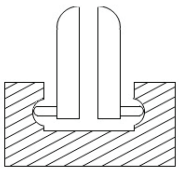

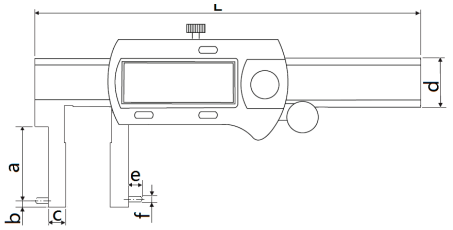

FEATURES

- Resolution: .0005″ / 0.01mm
- Measure groove diameter
- Buttons: On/Off, Zero, mm/inch

60

	Inch		Metric		Dimensions						
Code No.	**Range**	**Accuracy**	**Range**	**Accuracy**	**L**	**a**	**b**	**c**	**d**	**e**	**f**
309-26-1	.945-6″	±.001″	24-150mm	±0.03mm	250mm	30mm	3mm	7mm	16mm	5mm	Ø2mm
309-28-1	.984-8″	±.0015″	25-200mm	±0.04mm	310mm	40mm	3mm	7.5mm	16mm	5mm	Ø2mm
309-32-1	1.181-12″	±.002″	30-300mm	±0.05mm	410mm	50mm	3mm	10mm	16mm	5mm	Ø2mm

Digital Outside Point Calipers

309 Series



309-26-0

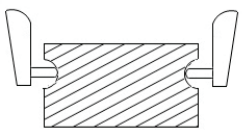

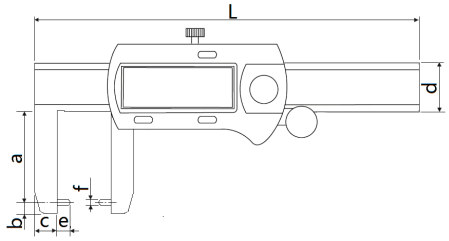

FEATURES

- Resolution: .0005″ / 0.01mm
- Measure wall thickness inside bores and recesses
- Buttons: On/Off, Zero, mm/inch

60

	Inch		Metric		Dimensions						
Code No.	**Range**	**Accuracy**	**Range**	**Accuracy**	**L**	**a**	**b**	**c**	**d**	**e**	**f**
309-26-0	0-6″	±.001″	0-150mm	±0.03mm	250mm	40mm	3mm	10mm	16mm	5mm	Ø2mm
309-28-0	0-8″	±.0015″	0-200mm	±0.04mm	310mm	50mm	3mm	12mm	16mm	7mm	Ø2mm
309-32-0	0-12″	±.002″	0-300mm	±0.05mm	410mm	60mm	3mm	13mm	16mm	8mm	Ø3mm

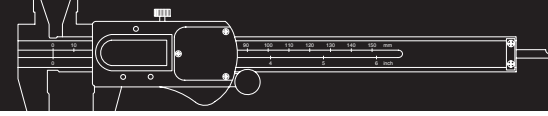

Digital Cylindrical Head Center Distance Calipers

314 Series



314-06-1

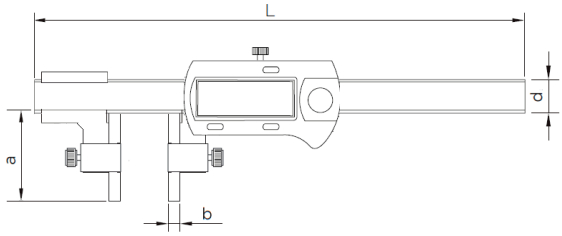

FEATURES

- Resolution: .0005″ / 0.01mm
- Measure hole center distance
- Buttons: On/Off, Zero, mm/inch

60

	Inch		Metric		Dimensions			
Code No.	**Range**	**Accuracy**	**Range**	**Accuracy**	**L**	**a**	**b**	**d**
314-06-1	.197-6″	±.002″	5-150mm	±0.04mm	426mm	35mm	Ø5mm	16mm
314-08-1	.197-8″	±.002″	5-200mm	±0.04mm	526mm	35mm	Ø5mm	16mm
314-12-1	.197-12″	±.003″	5-300mm	±0.05mm	726mm	35mm	Ø5mm	16mm

Digital Back-Jaw Distance Calipers

314 Series

314-06-2

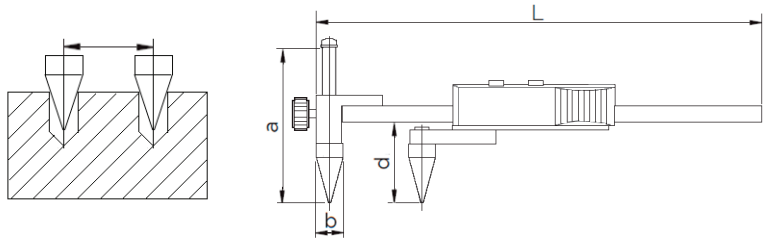

FEATURES

- Resolution: .0005″ / 0.01mm
- Measure hole center distance in the same or offset planes
- Buttons: On/Off, Zero, mm/inch

60

	Inch		Metric		Dimensions			
Code No.	**Range**	**Accuracy**	**Range**	**Accuracy**	**L**	**a**	**b**	**d**
314-06-2	.394-6″	±.002″	10-150mm	±0.04mm	280mm	64mm	Ø10mm	30mm
314-08-2	.394-8″	±.002″	10-200mm	±0.04mm	330mm	64mm	Ø10mm	30mm
314-12-2	.394-12″	±.003″	10-300mm	±0.05mm	430mm	64mm	Ø10mm	30mm

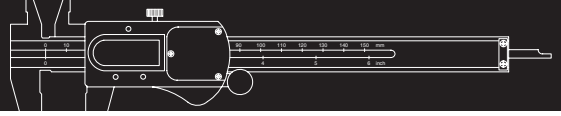

Digital Calipers with Large-sized Measuring Faces

317 Series

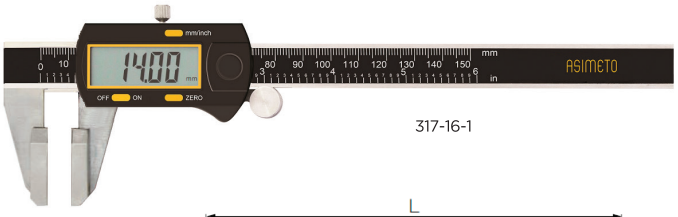

317-16-1

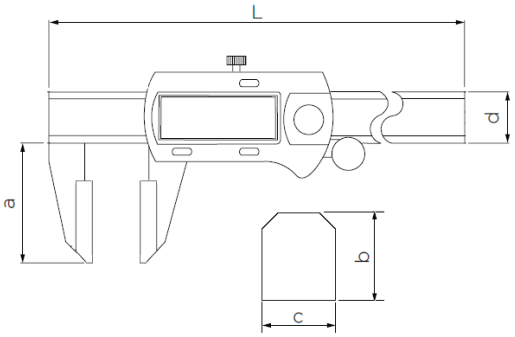

FEATURES

- Resolution: .0005″ / 0.01mm
- Measure diameter of wire ropes, and thickness of soft materials like rubber, foam, etc.
- Buttons: On/Off, Zero, mm/inch

60

	Inch		Metric		Dimensions				
Code No.	Range	Accuracy	Range	Accuracy	L	a	b	c	d
317-16-1	0-6″	±.002″	0-150mm	±0.05mm	245mm	40mm	27mm	25mm	16mm

Digital Calipers With Single Measuring Tip

317 Series

317-16-2

FEATURES

- Resolution: .0005″ / 0.01mm
- Thickness of disc brake, thickness of groove (e.g. keyways) measurement
- Buttons: On/Off, Zero, mm/inch

60

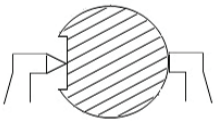

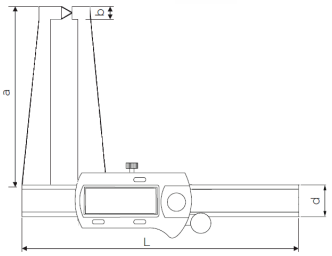

	Inch		Metric		Dimensions			
Code No.	Range	Accuracy	Range	Accuracy	L	a	b	d
317-13-2	0-3″	±.0015″	0-75mm	±0.04mm	178mm	93mm	6mm	16mm
317-15-2	0-5″	±.002″	0-125mm	±0.05mm	230mm	93mm	6mm	16mm
317-16-2	0-6″	±.002″	0-150mm	±0.05mm	266mm	93mm	6mm	16mm

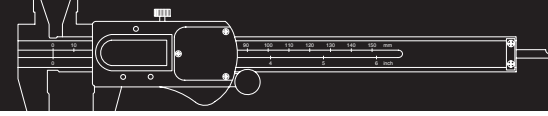

Dial Calipers With Carbide Tipped Measuring Faces

308 Series



308-06-1

FEATURES

- Graduation: .001″ / 0.02mm
- Carbide tipped jaws for inside and outside measurement
- Preloaded dual pinions eliminate backlash and provide better repeatability
- Thumb wheel included

Graduation: .001″		Inch	Dimensions				
Code No.	**Range**	**Accuracy**	**L**	**a**	**b**	**c**	**d**
308-06-1	0-6″	±.001″	9.21″	1.57″	0.83″	0.63″	0.63″
308-08-1	0-8″	±.0015″	11.42″	1.97″	0.93″	0.63″	0.63″
308-12-1	0-12″	±.0015″	15.47″	2.52″	0.96″	0.79″	0.67″

Graduation: 0.02mm		Metric	Dimensions				
Code No.	**Range**	**Accuracy**	**L**	**a**	**b**	**c**	**d**
308-06-2	0-150mm	±0.02mm	234mm	40mm	21mm	16mm	16mm
308-08-2	0-200mm	±0.03mm	290mm	50mm	23.5mm	16mm	16mm
308-12-2	0-300mm	±0.04mm	393mm	64mm	24.5mm	20mm	17mm

Heavy Duty Dial Calipers

303 Series

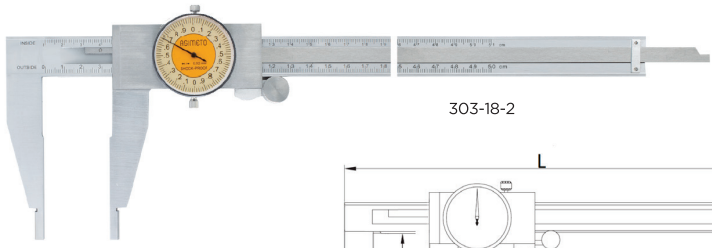

303-18-2

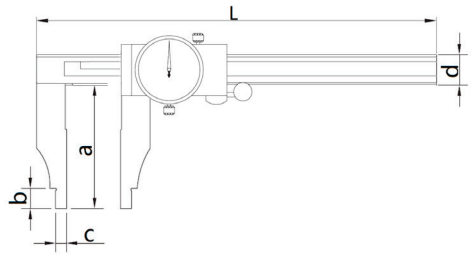

FEATURES

- Graduation:
  Inch: .001″
  Metric: 0.02mm
- Designed with fine adjustment to allow precise movement of the slider
- Internal measurement jaws are rounded to provide accurate measurement of internal diameters

Graduation: .001″		Inch	Dimensions				
Code No.	**Range**	**Accuracy**	**L**	**a**	**b**	**c**	**d**
303-18-1	0-18″	±.002″	22.83″	3.94″	0.787″	0.197″	0.866″
303-24-1	0-24″	±.0025″	28.74″	3.94″	0.787″	0.197″	0.866″
303-40-1	0-40″	±.0025″	47.24″	5.51″	0.866″	0.394″	1.102″

Graduation: 0.02mm		Metric	Dimensions				
Code No.	**Range**	**Accuracy**	**L**	**a**	**b**	**c**	**d**
303-18-2	0-450mm	±0.05mm	580mm	100mm	20mm	5mm	22mm
303-24-2	0-600mm	±0.05mm	730mm	100mm	20mm	5mm	22mm
303-40-2	0-1000mm	±0.07mm	1200mm	140mm	22mm	10mm	28mm

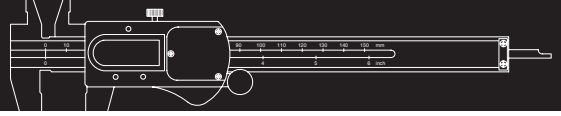

Dial Calipers With Long Internal Measuring Jaws

333 Series



333-06-1

FEATURES

- Graduation: .001″ / 0.02mm

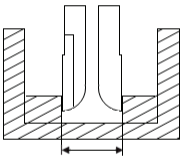

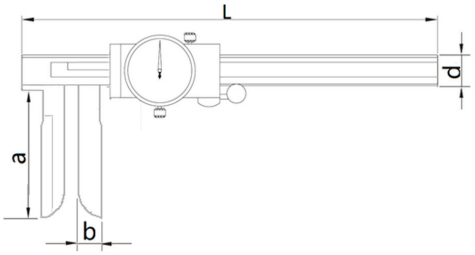

Graduation: .001″		Inch	Dimensions			
Code No.	**Range**	**Accuracy**	**L**	**a**	**b**	**d**
333-06-1	.47-6″	±.0015″	9.72″	2.76″	0.47″	0.63″

Graduation: 0.02mm		Metric	Dimensions			
Code No.	**Range**	**Accuracy**	**L**	**a**	**b**	**d**
333-06-0	12-150mm	±0.04mm	247mm	70mm	12mm	16mm

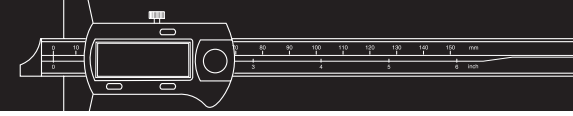

IP67 Digital Depth Calipers

327 Series



327-06-9

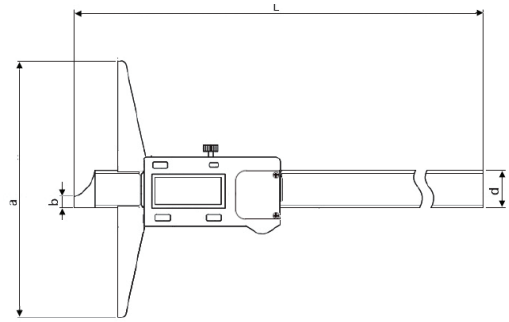

FEATURES

- Resolution: .0005″ / 0.01mm
- Full screen electronic pointer display, color LCD
- Both of the measuring surfaces are precision ground for accuracy
- Metal housing, strong and durable
- Hold function for easy reading
- Inch/Metric conversion
- Auto power On/Off
- Protection level IP67

	Inch		Metric		Dimensions			
Code No.	**Range**	**Accuracy**	**Range**	**Accuracy**	**L**	**a**	**b**	**d**
327-06-9	0-6″	±.001″	0-150mm	±0.02mm	232mm	100mm	6mm	14.5mm
327-08-9	0-8″	±.0015″	0-200mm	±0.03mm	285mm	100mm	6mm	14.5mm
327-12-9	0-12″	±.0015″	0-300mm	±0.04mm	390mm	100mm	6mm	14.5mm

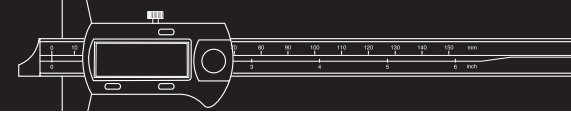

Digital Depth Gauges

327 Series

327-12-4

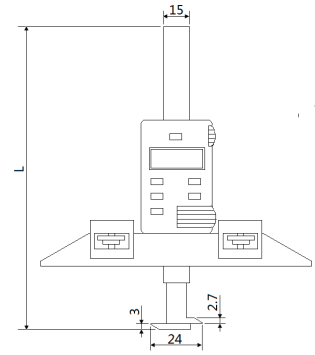

FEATURES

- Resolution: .0005″ / 0.01mm
- The hooked measuring surfaces are used for measurement of internal or external grooves and other intricate work piece characteristics
- The depth gage can move on the adjustable base, more convenient for measurement.
- Optional adjustable extension bases

Adjustable Extension Base



	Inch		Metric		Dimension
Code No.	**Range**	**Accuracy**	**Range**	**Accuracy**	**L**
327-12-4	0-12″	±.0015″	0-300mm	±0.04mm	476mm
327-24-4	0-24″	±.002″	0-600mm	±0.05mm	776mm

Adjustable Extension Base

	Dimensions
Code No.	**A**
327-71-3	300mm
327-71-4	400mm
327-71-5	500mm
327-71-6	600mm
327-71-8	800mm

IP65 Internal Digital Caliper Gauges

400 Series

400-31-0

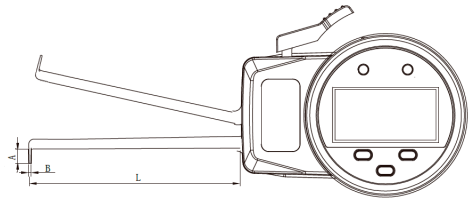

FEATURES

- Tolerance setting
- Preset function setting
- Analog pointer display: display measurement direction
- ABS/INC conversion
- Inch/Metric conversion
- Support Bluetooth data transmission (optional)
- Automatic power off
- Protection level IP65

Inch				Metric				Dimensions		
Code No.	Range	Resolution	Accuracy	Range	Resolution	Accuracy	Data Output Type	A	B	L
400-31-0	.2- .6″	.0001″	±.0006″	5-15mm	0.002mm	±0.015mm	SPC	2.3mm	0.8mm	35mm
400-32-0	.4-1.2″	.0002″	±.001″	10-30mm	0.005mm	±0.025mm	SPC	5.2mm	1.2mm	85mm
400-33-0	1.2-2″	.0002″	±.001″	30-50mm	0.005mm	±0.025mm	SPC	7.2mm	1.2mm	85mm
400-34-0	2-4″	.0005″	±.002″	50-100mm	0.010mm	±0.050mm	SPC	11.7mm	2.4mm	236mm
400-35-0	4-6″	.0005″	±.002″	100-150mm	0.010mm	±0.050mm	SPC	11.7mm	2.4mm	236mm
400-36-0	6-8″	.0005″	±.002″	150-200mm	0.010mm	±0.050mm	SPC	11.7mm	2.4mm	236mm
400-31-2	.2- .6″	.0001″	±.0006″	5-15mm	0.002mm	±0.015mm	Bluetooth	2.3mm	0.8mm	35mm
400-32-2	.4-1.2″	.0002″	±.001″	10-30mm	0.005mm	±0.025mm	Bluetooth	5.2mm	1.2mm	85mm
400-33-2	1.2-2″	.0002″	±.001″	30-50mm	0.005mm	±0.025mm	Bluetooth	7.2mm	1.2mm	85mm
400-34-2	2-4″	.0005″	±.002″	50-100mm	0.010mm	±0.050mm	Bluetooth	11.7mm	2.4mm	236mm
400-35-2	4-6″	.0005″	±.002″	100-150mm	0.010mm	±0.050mm	Bluetooth	11.7mm	2.4mm	236mm
400-36-2	6-8″	.0005″	±.002″	150-200mm	0.010mm	±0.050mm	Bluetooth	11.7mm	2.4mm	236mm

IP65 External Digital Caliper Gauges

400 Series

404-31-0

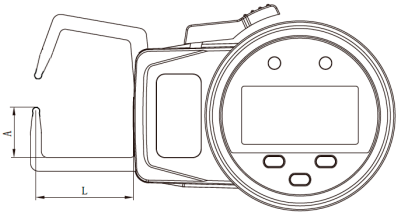

FEATURES

- Tolerance setting
- Preset function setting
- Analog pointer display: display measurement direction
- ABS/INC conversion
- Inch/Metric conversion
- Support Bluetooth data transmission (optional)
- Automatic power off
- Protection level IP65

	Inch			Metric				Dimensions		
Code No.	Range	Resolution	Accuracy	Range	Resolution	Accuracy	Data Output Type	A	B	L
404-31-0	0-.4″	.0001″	±.0005″	0-10mm	0.002mm	±0.01mm	SPC	19.1mm	1mm	35mm
404-32-0	0-.8″	.0002″	±.0008″	0-20mm	0.005mm	±0.02mm	SPC	24.7mm	1mm	85mm
404-33-0	0-1.2″	.0005″	±.0012″	0-30mm	0.010mm	±0.03mm	SPC	30mm	1mm	116mm
404-34-0	0-2″	.0005″	±.0016″	0-50mm	0.010mm	±0.04mm	SPC	30mm	1mm	167mm
404-35-0	0-4″	.0005″	±.0030″	0-100mm	0.010mm	±0.07mm	SPC	35mm	1mm	382mm
404-31-2	0-.4″	.0001″	±.0005″	0-10mm	0.002mm	±0.01mm	Bluetooth	19.1mm	1mm	35mm
404-32-2	0-.8″	.0002″	±.0008″	0-20mm	0.005mm	±0.02mm	Bluetooth	24.7mm	1mm	85mm
404-33-2	0-1.2″	.0005″	±.0012″	0-30mm	0.010mm	±0.03mm	Bluetooth	30mm	1mm	116mm
404-34-2	0-2″	.0005″	±.0016″	0-50mm	0.010mm	±0.04mm	Bluetooth	30mm	1mm	167mm
404-35-2	0-4″	.0005″	±.0030″	0-100mm	0.010mm	±0.07mm	Bluetooth	35mm	1mm	382mm

Digital Angle Gauges

490 Series

490-41-0

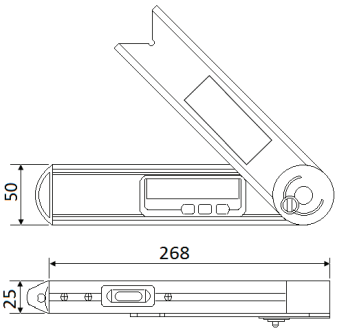

FEATURES

- Direct display angle values
- Easy lock angle system
- Specific HOLD key to lock the data
- V-groove design

Code No.	Range	Resolution	Accuracy
490-41-0	0-360º	0.05º	30.5º

Digital Angle Gauges

490 Series

490-53-0

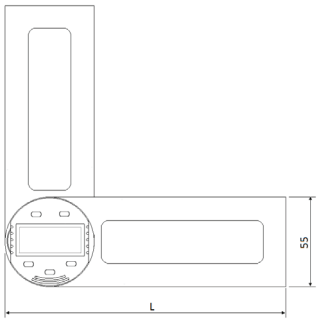

FEATURES

- Display locked value and complementary angle
- Two modes cutting calculation
- Anodized aluminum alloy ruler body, exquisite laser engraving

Code No.	Range	Resolution	Accuracy	L
490-53-0	0-360º	0.05º	30.3º	177.8mm

Digital Angle Gauges

490 Series

490-54-0

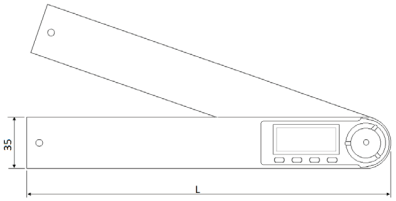

FEATURES

- 0-360° Measurement range
- Screw lock system to secure measurement angle
- Reverse reading for all of condition
- Anodized aluminum alloy ruler body, exquisite laser engraving

Code No.	Range	Resolution	Accuracy	L
490-54-0	125mm/5″	0.05º	±0.3º	166.2mm
490-54-1	175mm/7″	0.05º	±0.3º	217mm
490-54-2	254mm/10″	0.05º	±0.3º	293.2mm

Optical Composite Levels

606 Series

606-56-0

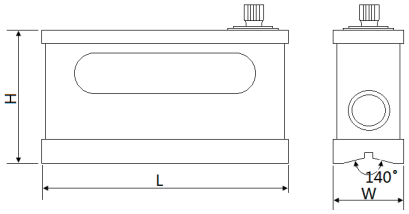

FEATURES

- With prism help to read the data
- With fine adjustment device, easy to adjust the levels
- Maximum clarity of bubbles
- Scraped reference surface

			Dimension		
Code No.	**Range**	**Sensitivity**	**L**	**W**	**H**
606-56-0	0-10mm	0.01mm/m	165mm	47mm	85mm

Frame Levels

606 Series



606-49-0

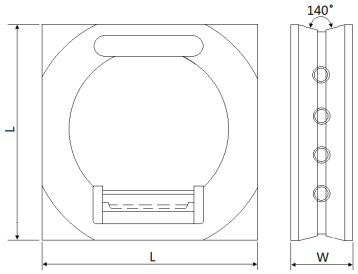

FEATURES

- Magnetic inside V-groove
- Two V-grooves for shafts
- Maximum clarity of bubbles.
- Cross and main vial easily adjustable.
- Scraped reference surface

		Dimension	
Code No.	**Sensitivity**	**L x L**	**W**
606-49-0	0.02mm/m	100mm	32mm

V Blocks

607 Series

607-04-0

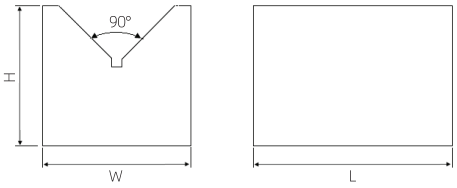

FEATURES

- V-shape angle 90°
- Accuracy: 0.01 mm
- Squareness:0.01mm
- Two V-blocks per set
- Made in cast iron

Code No.	Size(LxWxH)	Range Of Shafts Dia.
607-04-0	50x40x30mm	6-45mm
607-04-1	75x40x30mm	6-45mm
607-04-2	100x40x30mm	6-45mm
607-04-3	150x50x40mm	6-54mm
607-04-4	200x70x50mm	8-80mm

V Block Sets

607 Series



607-05-0

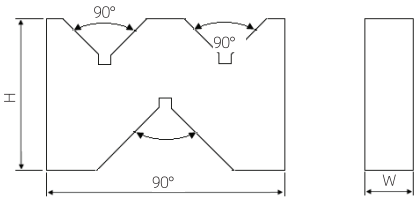

FEATURES

- V-shape angle 90°
- Accuracy: 0.01 mm
- Squareness:0.01mm
- Two V-blocks per set
- Made in cast iron

Code No.	Size(LxWxH)	Range Of Shafts Dia.
607-05-0	50x24x19mm	4-30mm
607-05-1	75x35x24mm	4-54mm
607-05-2	100x52x33mm	8-68mm
607-05-3	125x69x44mm	8-80mm
607-05-4	150x90x62mm	8-100mm
607-05-5	175x24x24mm	8-115mm
607-05-6	200x110x70mm	8-136mm

4 WAY V Blocks

607 Series



607-06-1

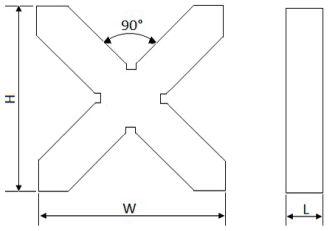

FEATURES

- Made with hardened steel HRC55-62
- V-shape angle 90°
- Accuracy: 0.01 mm
- Squareness:0.01mm
- Two V-blocks per set

Code No.	Size (LxWxH)	Range Of Shafts Dia.
607-06-1	30x38x38mm	5-20mm
607-06-2	50x80x80mm	6-50mm
607-06-3	60x100x100mm	6-68mm

1-2-3 Blocks

607 Series



607-01-4

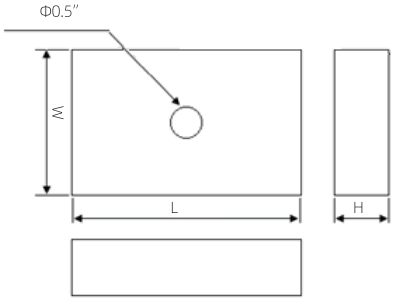

FEATURES

- Pairs of matched blocks for positioning and set
- Hardened steel to HRC52-58

	Dimensions					
Code No.	Size (HxWxL)	Squareness	Size Accuracy	Parallelism	Height Difference Of A Matched Pair	Hole
607-01-4	1X2X3"	.0001"/1"	± .0002"	.0002"	.0002"	Nonporous
607-01-5	1X2X3"	.0001"/1"	± .0003"	.0002"	.0002"	1 hole

Adjustable Parallels

663 Series

663-00-0

FEATURES

- Quickly adjustable
- All parallels are 9/32″ thick

	Dimensions					
Code No.	**Inch Size (H)**	**Inch Size (L)**	**Metric Size (H)**	**Metric Size (L)**	**Size Accuracy**	**Parallelism**
663-00-0	3/8″-1/2″ 1/2″-11/16″ 11/16″-15/16″ 15/16″-1-5/16″ 1-5/16″-1-3/4″ 1-3/4″-2-1/4″	1-3/4″ 2-1/8″ 2-11/16″ 3-9/16″ 4-3/16″ 5-1/16″	9.5-12.7mm 12.7-17.5mm 17.5-24mm 24-33mm 33-44mm 44-57mm	45mm 55mm 70mm 90mm 105mm 130mm	±.0005″	.0004″

Digital Angle Gauges

605 Series

605-06-5

FEATURES

- For angle set-up in tooling, production and inspection
- Made of tool steel
- Hardness HRC45-50

Code No.	Angle	Size	Accuracy
605-06-5	1/2°, 1°, 2°, 3°, 4°, 5°	2-3/4″x1-3/16″x5/64″	±1″
	10°, 15°, 30°	3″ x1-3/16″x1-3/16″	

Surface Roughness Tester

645 Series

645-12-0

FEATURES

- 2.5-inch color screen, provide high brightness, wide viewing angle
- Display full information, intuitive and graphical displays all parameters
- DSP chip control and data processing, high speed, low power consumption
- 4 Profile Filter: Gauss RC PC-RC D-P
- Multi parameters: Ra, Rz, Ry, Rq, Rc, Rt, Rmax, Rp, Rv, R3z, R3y, Rz(JIS), Rs, Rsk, Rku, Rsm, Rpc, Rmr
- Complies with standards: ISO, DIN, ANSI, JIS
- Can switch the display direction, convenient for left and right hand operation
- Data can be sent to Excel by connecting to computers via bluetooth or SPC cable - Support bluetooth printer
- Large capacity data storage, can store 100 item of raw data and measured profile
- With automatic sleep, automatic shutdown power saving features

Code No.		645-12-0
Measuring Range		X Axis: 17.5mm/0.69"
		Z Axis: 160μm /6300μin
Resolution(Ra)		0.001μm
Accuracy		±10%
Probe	Type	Inductive
	Stylus Radius/Angle	5μm/90°
	Stylus Material	Diamond
Measuring Force		4mN
Sampling Length		0.25, 0.8, 2.5mm
Measuring Speed		0.135, 0.5, 1mm/s, 1mm/s (Return)
Size		142 x 55 x 40mm
Power Supply		Built-In 800mAh Rechargeable Lithium Ion Battery

Standard Pack	
Main Unit	1 pc
Small Hole Sensor	1 pc
Calibration Block and Support	1 pc
Adjustable Stand	1 pc
Probe Cover	1 pc
Software and USB Cable	1 pc
AC/DC Adapter	1 pc

Optional Accessories	
Axe Sensor	PJ6451-01
Curved Surface Sensor	PJ6451-02
Deep Groove Sensor	PJ6451-03
Small Hole Sensor	PJ6451-04
Very Small Hole Sensor	PJ6451-05
Groove sensor	PJ6451-06
Extension Rod	PJ6451-07
Bluetooth printer	PJ6450-14

Surface Roughness Tester

645 Series

Optional Accessories

Axe Sensor

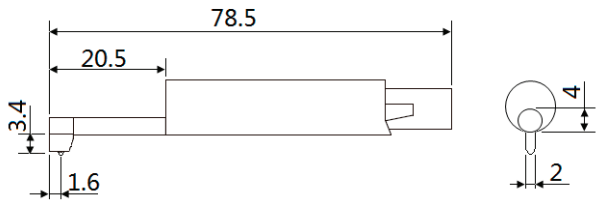

Curved Surface Sensor

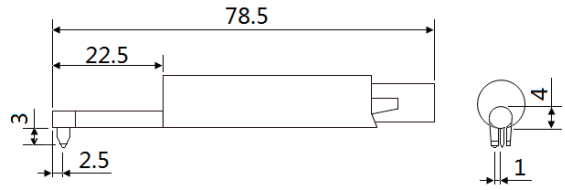

Deep Groove Sensor

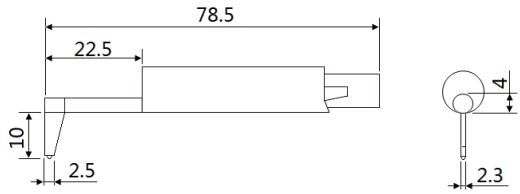

Small Hole Sensor



Groove sensor

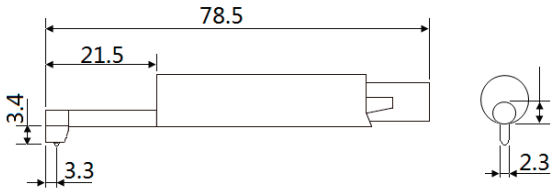

Very Small Hole Sensor

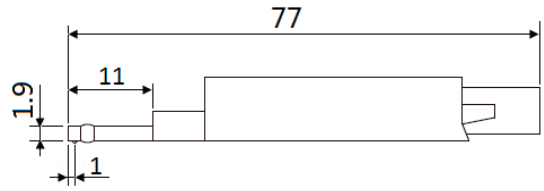

Extension Rod

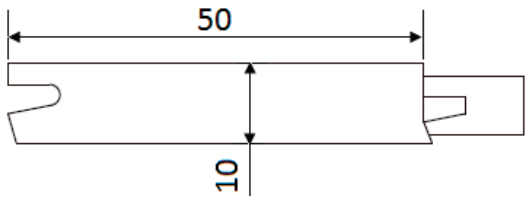

Bluetooth printer

Digital Rockwell Hardness Tester

640 Series

640-01-2

640-01-3

FEATURES

- Frictionless loading shaft, high precision testing force
- Color touch screen, easy operate
- 15 Rockwell hardness scales
- Varies hardness standard conversion
- With USB and RS232 data interface
- Conform to the requirements of ASTM E18, ISO 6508-2 standards

Code No.	640-01-2	640-01-3
Hardness Scale	HRA, HRB, HRC, HRD, HRE, HRF, HRG, HRH, HRK, HRL, HRM, HRP, HRR, HRS, HRV	HRA, HRB, HRC, HRD, HRE, HRF, HRG, HRH, HRK, HRL, HRM, HRP, HRR, HRS, HRV
Range	20-95HRA, 10-100HRB, 10-70HRC	20-95HRA, 10-100HRB, 10-70HRC
	60x100x100mm	6-68mm
Test Force	588.4, 980.7, 1471N (60, 100, 150kgf)	588.4, 980.7, 1471N (60, 100, 150kgf)
Load Dwell Time	5-60 Second	5-60 Second
Min Reading	0.1HR	0.1HR
Test Height	170mm	210mm
Throat Depth	135mm	165mm
Power Supply	AC220V, 50HZ/60HZ	AC220V, 50HZ/60HZ
Dimension	500x250x700mm	522x225x730mm
Weight	75kg	98kg

Standard Pack	
Main Unit	1 pc
Ø58mm Flat Anvil	1 pc
Ø150mm Flat Anvil	1 pc
V Type Anvil	1 pc
Rockwell Diamond Indenter	1 pc
Ø1.5875mm Carbide Ball Indenter	1 pc
Rockwell Hardness Teat Block 20-30 HRC	1 pc
Rockwell Hardness Teat Block 35-55 HRC	1 pc
Rockwell Hardness Teat Block 60-70 HRC	1 pc
Rockwell Hardness Teat Block 80-88 HRA	1 pc
Rockwell Hardness Teat Block 85-95 HRB	1 pc

Optional Accessories	
Code No.	**Description**
640-81-0	Rockwell Standardized Block 5 pcs/set
640-81-1	Rockwell Hardness Teat Block 20-30 HRC
640-81-2	Rockwell Hardness Teat Block 35-55 HRC
640-81-3	Rockwell Hardness Teat Block 60-70 HRC
640-81-4	Rockwell Hardness Teat Block 80-88 HRA
640-81-5	Rockwell Hardness Teat Block 85-95 HRB
640-83-0	Ø1.5875mm Carbide Ball Indenter
640-86-0	Rockwell Diamond Indenter

Hammer Type Brinell Hardness Tester

640 Series

640-10-3

FEATURES

- Measure brinell hardness of large and heavy workpiece
- Small size, easy to carry, easy to operate
- Strong construction, durable, high test efficiency
- High precision reading microscope

Code No.	**640-10-3**
Range	100-400HBS
Ball diameter	10mm
Dimension	250x110mm
Weight	0.5kg

Standard Pack	
Main Unit	1 pc
Hardness Test Block	2 pcs
20X Readout Microscope	1 pc

Digital Vickers Hardness Tester

640 Series

640-20-1

FEATURES

- High precision optical measurement system, precision coordinate test bench
- 5.6” inch LCD touch screen
- Varies hardness standard conversion
- Dynamic display of pressure head during loading and unloading process, real-time test status
- Test force, indentation length, holding time, measurement frequency, etc. display on the screen
- Auto-Correct hardness values for concave and convex surfaces
- Test result is synchronized save in the database and export
- Support USB and RS232 interfaces
- Precision conforms to the Standards ISO 6507 and ASTM E92

Code No.	**640-20-1**
Range	5-3000HV
Test Force	9.807,49.04, 98.07, 196.1, 294.2, 490.4 N
	1, 5, 10, 20, 30, 50 kgf
Load Dwell Time	5-60 Second
Minimum Detection Unit	0.125um
Magnification	200X, 100X
Test Height	180mm
Throat Depth	125mm
Power Supply	AC220V 50HZ/60HZ
Dimension	580x260x730mm
Weight	100kg

Standard Pack	
Main Unit	1 pc
Adjustable work table	1 pc
136ºCarbide Ball Indenter	1 pc
Objective 10X, 20X	1 pc each
Eyepiece 10X	1 pc
Large V Type Blocks	1 pc
Small V Type Anvil	1 pc
136º Carbide Ball Indenter	1 pc
Vickers Hardness Test Block 200 ±25 HV5	1 pc
Vickers Hardness Test Block 450 ±50 HV5	1 pc
Vickers Hardness Test Block 750 ±50 HV10	1 pc
Halogen lamp 12V 15W	1 pc
Micro Printer	1 pc

Optional Accessories	
Code No.	Description
640-87-0	Vickers Diamond Indenter
640-87-1	Vickers Hardness Test Block <225 HV30/20/10/5/3
640-87-2	Vickers Hardness Test Block 400-500 HV30/20/10/5/3
640-87-3	Vickers Hardness Test Block 700-800 HV30/20/10/5/3

Digital Vickers Hardness Tester

640 Series

640-20-2

FEATURES

- Auto-Turret; frictionless spindle with high precision in testing force
- Electronic booster, fully automatic closed-loop loading control system
- High precision optical measurement system, precision coordinate test bench
- 4.3-inch LCD touch screen with 4 shortcut buttons, easy for operation
- Varies hardness standard conversion
- Dynamic display of time force curve during loading and unloading process
- The experimental process is automated, easy to operate, and minimized human mistake during operations
- Auto-correct hardness value for concave and convex surfaces
- Test force, indentation length, holding time, measurement frequency, etc. display on the screen
- Support USB and RS232 interfaces for convenient data processing by users
- Optional image measurement system, with online function achieved through data cables, controls all actions of the hardness tester on the computer, automatically captures indentation images, automatically measures hardness values, generates hardness curves, automatically calculates effective hardening layer depth, and can measure the fracture toughness of hard alloys
- Precision conforms to the Standards of ISO 6507 and ASTM E92

Code No.	**640-20-2**
Range	5-3000HV
Test Force	2.942, 4.904, 9.807, 19.61, 24.52, 29.42, 49.04, 98.07 N
	0.3, 0.5, 1, 2, 2.5, 3, 5, 10 kgf
Objective	10X, 20X
Eyepiece	10X
Load Dwell Time	5-99 Second
Total Magnification	100X, 200X
Minimum Detection Unit	0.125um
Magnification	200X, 100X
Test Height	210mm
Throat Depth	130mm
Power Supply	AC220V 50HZ /60HZ
Dimension	580x260x730mm
Weight	105kg

Standard Pack	
Main Unit	1 pc
Adjustable work table	1 pc
136ºCarbide Ball Indenter	1 pc
Objective 10X, 20X	1 pc each
Eyepiece 10X	1 pc
Large V Type Blocks	1 pc
Small V Type Anvil	1 pc
136ºCarbide Ball Indenter	1 pc
Vickers Hardness Test Block 180-230 HV5	1 pc
Vickers Hardness Test Block 400-500 HV5	1 pc
Vickers Hardness Test Block 700-800 HV10	1 pc
Precision Vise	1 pc
Wafer Attachment, Thin Shaft Test Bench	1 pc each
Level	1 pc
Horizontal adjusting screw	4 pcs
Halogen lamp 12V 15W	1 pc
Micro Printer	1 pc

Optional Accessories	
Code No.	Description
640-87-0	Vickers Diamond Indenter
640-87-1	Vickers Hardness Test Block <225 HV30/20/10/5/3
640-87-2	Vickers Hardness Test Block 400-500 HV30/20/10/5/3
640-87-3	Vickers Hardness Test Block 700-800 HV30/20/10/5/3

Digital Vickers Hardness Tester

640 Series

640-30-0

FEATURES

- Capable of simultaneously performing Brinell, Rockwell, and Vickers hardness tests
- Automated testing process with digital display of hardness values
- 5.6 inch LCD touch screen, easy to operate
- Has software calibration function; Dynamic display of pressure head during loading and unloading process, real-time observation of test status
- Conversion of multiple hardness values
- Support USB and RS232 data interfaces for convenient data processing by users
- Test result is synchronized save in the database and export
- Precision conforms to the Standards of ISO 6508-2, ISO 6506-2, ISO 6507-2, ASTM E18, ASTM E10, and ASTM

Code No.	640-30-0
Range	Brinell: 4-650HBW Rockwell: 20-95HRA, 20-95HRBW, 20-95HRC Vickers: 5-3000HV
Brinell Reading	0.1HBW
Brinell Test Force	294.2, 306.5, 612.9, 980.7, 1839 N
	30, 31.25, 62.5, 100, 187.5 kgf
Brinell Scales	HBW1/30, HBW2.5/31.25, HBW2.5/62.5, HBW2.5/187.5, HBW5/62.5, HBW10/100,
Rockwell Reading	0.1HR
Rockwell Test Force	588.4, 980.7, 1471, N
	60, 100, 150 kgf
Rockwell Scales	HRA, HRB, HRC, HRD, HRE, HRF, HRG, HRH, HRK, HRL, HRM, HRP, HRR, HRS, HRV
Rockwell Scales	0.1HV
Objective	2.5X, 5X, 10X
Vickers Test Force	294.2, 980.7 N
	30, 100 kgf
Vickers Scales	HV30, HV100
Magnification of Microscope	Brinell: 37.5X, 75X Vickers: 75X, 150
Test Height	Brinell: 140mm Rockwell: 210mm Vickers: 140mm
Throat Depth	165mm
Power Supply	AC220V 50HZ/60HZ
Dimension	522x265x730mm
Weight	100kg

Standard Delivery	
Main Unit	1 pc
Rockwell Diamond Indenter	1 pc
Vickers Diamond Indenter	1 pc
Ø1.5875mm Carbide Ball Indenter	1 pc
Ø2.5mm Carbide Ball Indenter	1 pc
Ø5mm Carbide Ball Indenter	1 pc
Ø58mm Flat Anvil	1 pc
Ø150mm Flat Anvil	1 pc
V Type Anvil	1 pc
15X Digital Eyepiece	1 pc
Objective 2.5X, 5X, 10X	1 pc each
Rockwell Hardness Teat Block 20-30 HRC	1 pc
Rockwell Hardness Teat Block 35-55 HRC	1 pc
Rockwell Hardness Teat Block 60-70 HRC	1 pc
Rockwell Hardness Teat Block 80-88 HRA	1 pc
Rockwell Hardness Teat Block 85-95 HRB	1 pc
Vickers Hardness Test Block 400-500 HV30	1 pc
Brinell Hardness Test Block 170-250HBW 2.5/187.5	1 pc
Micro Printer	1 pc

Optional Accessories	
Code No.	Description
640-80-0	Brinell Hardness Block 2 pcs/set
640-81-0	Rockwell Hardness Block 5 pcs/set
640-81-1	Rockwell Hardness Teat Block 20-30 HRC
640-81-2	Rockwell Hardness Teat Block 35-55 HRC
640-81-3	Rockwell Hardness Teat Block 60-70 HRC
640-81-4	Rockwell Hardness Teat Block 80-88 HRA
640-81-5	Rockwell Hardness Teat Block 85-95 HRB
640-83-0	Ø1.5875mm Carbide Ball Indenter
640-86-0	Rockwell Diamond Indenter
640-87-0	Vickers Diamond Indenter
640-88-1	Ø2.5mm Carbide Ball Indenter
640-88-2	Ø5mm Carbide Ball Indenter

Articulated Power Arms

603 Series

FEATURES

- Combines the mechanical and hydraulic locking system together, allowing weights up to 55 lbs (25Kg)
- Central locking system with spring loaded bearings
- With longer lengths exceeding the industrys' norm

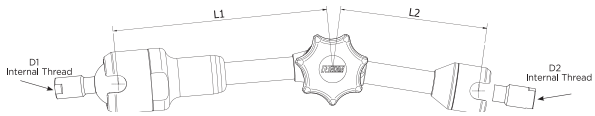

Code No.	Weight		Internal Thread		Arm Lenght(L1)		Arm Lenght(L2)		Arm Lenght(L1+L2)		Max. Load	
	Kg	lbs	D1	D2	mm	inch	mm	inch	mm	inch	Kg	lbs
603-20-0	1.18	2.596	M8x20	M8x20	180	7.08	130	5.12	310	12.2	25	55
603-21-0	1.33	2.926	M8x20	M8x20	280	11.02	230	9.05	510	20.07	15	33
603-22-0	2.54	5.588	M8x20	M8x20	430	16.93	380	14.96	810	31.89	10	22

Articulated Mechanical Arms

602 Series

FEATURES

- Optimum for heavy components, measuring equipment, digital panels, lights and security cameras
- Central locking knob
- Variable friction load adjustment
- Lightweight and rugged construction
- Durable quality

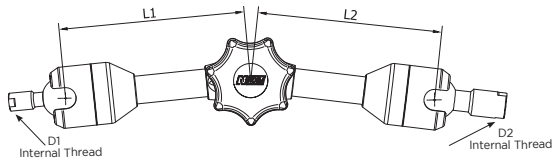

Code No.	Weight		Internal Thread		Arm Lenght(L1)		Arm Lenght(L2)		Arm Lenght(L1+L2)		Max. Load	
	Kg	lbs	D1	D2	mm	inch	mm	inch	mm	inch	Kg	lbs
602-20-0	0.84	1.85	M8x16	M8x20	150	5.9	150	5.9	300	11.8	13	28.6
602-21-0	1.00	2.20	M8x16	M8x20	250	9.84	250	9.84	500	19.68	8	17.6
602-22-0	1.16	2.55	M8x16	M8x20	400	15.74	400	15.74	800	31.48	5	11

Germany

Zimmerbachstr. 45
74676 Niedernhall-Waldzimmern

Tel: +49 7940 98366
E-mail: info@asimeto.de

U.S.A.

101 - 137 Overhill Drive
Mooresville, NC 28117

Tel: +1 800 2658221
Fax: +1 866 511 7692
E-mail: usasales@asimeto.com

Canada

500 Manitou Drive
Kitchener, Ontario N2C 1L3

Tel: +1 800 265 8221
Fax: +1 866 511 7692
E-mail: canadasales@asimeto.com

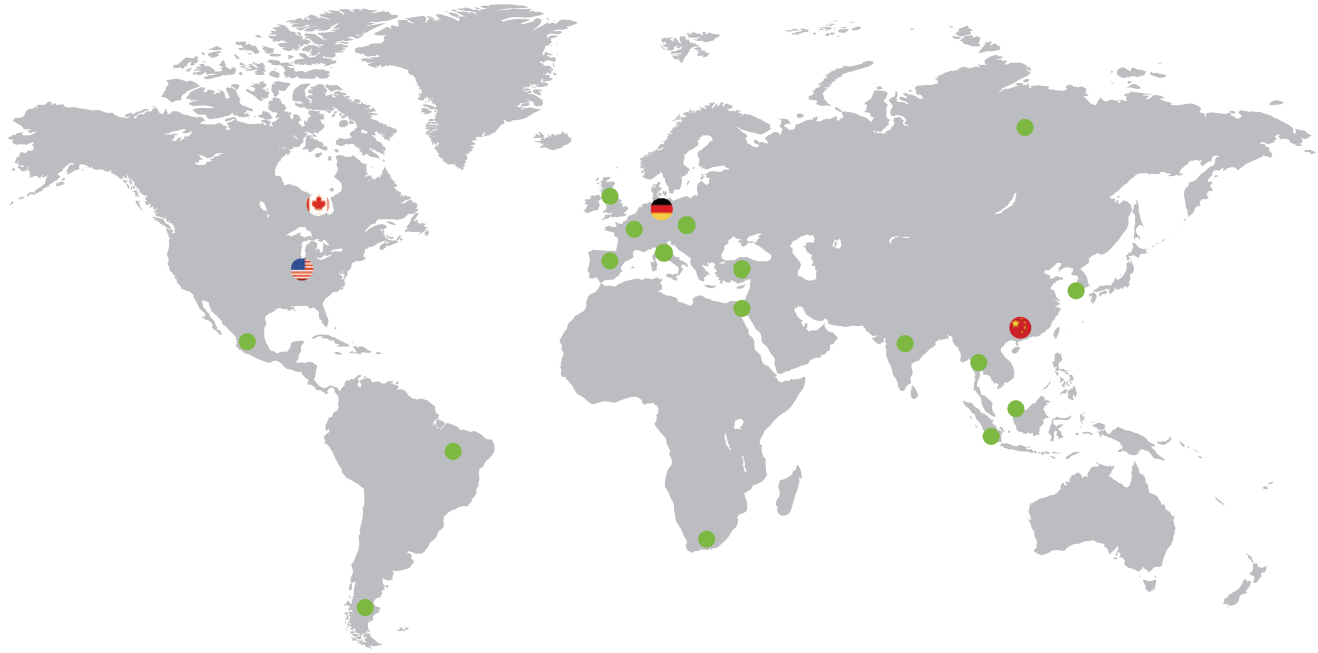

China

402, Building B,
Yushu Chuangxin Zone,
Huangpu Dist., Guangzhou

Tel: +86 020 8208 6170
Fax: +86 020 8226 1059
E-mail: info@asimeto.com

China Taiwan

21F.-1, No. 236, Shizheng N.
2nd Rd., Xitun Dist.,
Taichung City (407 607)

Tel: +886 4 2250 0633
E-mail: info@asimeto.com

ASIMETO

Asimeto Inc.

www.asimeto.com